

B:\Public Works\Traffic\Speed Surveys\2023\Reports\Eastridge Dr - Old Auburn Rd to Weston Way\Eastridge Dr - Old Auburn Rd to Weston Way

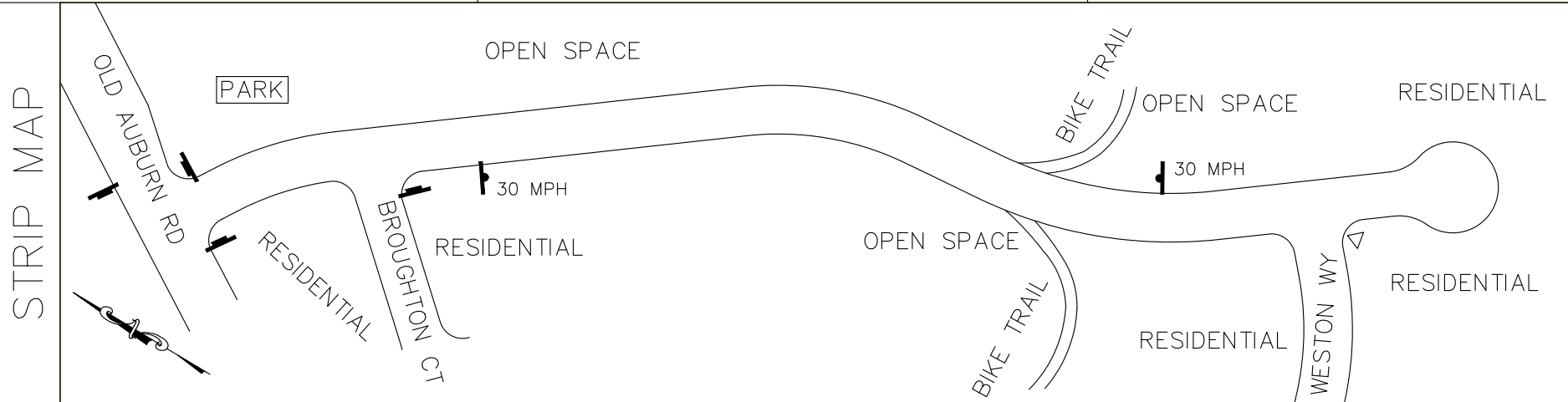


PUBLIC WORKS DEPT.

TRAFFIC ENGINEERING AND SPEED MAP
SPEED ZONE SURVEY

ROAD NAME:

EASTRIDGE DR
Old Auburn to Weston



ROADWAY WIDTH	32'
NO. OF LANES	2
ADT	1584
DIVIDER TYPE	NONE
CRITICAL SPEED (85th %)	34
PACE SPEED	25-34 MPH
3-YEAR ACCIDENT HISTORY	0
EXISTING SPEED LIMIT	30 MPH
RECOM. SPEED LIMIT	30 MPH
SEGMENT LENGTH	.21 MI.

LEGEND STOP SIGNS SPEED LIMIT SIGN TRAFFIC SIGNAL

MPH	61-75	0	ROADSIDE COND.	SCHOOL	<input type="checkbox"/>
	51-60	0		RESIDENCE	<input checked="" type="checkbox"/>
	41-50	7		BUSINESS	<input type="checkbox"/>
	31-40	834		PARKS	<input checked="" type="checkbox"/>
	1-30	743		OPEN SPACE	<input checked="" type="checkbox"/>
			BIKEWAY	<input checked="" type="checkbox"/>	


COMMENTS: NO PARKING ON BOTH SIDES OF STREET.
* HOSES USED FOR SPEED SURVEY.


SOME RECOVERY AREA NO RECOVERY AREA
SCHOOL ROUTE

City of Roseville Engineering and Traffic Survey Summary

Street: EASTRIDGE DR
Limits: OLD AUBURN RD
WESTON WY

Field Observer: A. ZASSO
Checked By: J CERVANTES
Date: 2/8/2023

Factors	Direction: East/West	
<u>A. Prevailing Speed Data</u>		
Location of Survey	375' NW of Weston Way	
85th Percentile	34.0 MPH	
10 mph Pace	25-34	
Percent in Pace	82.8%	
Posted Speed Limit	30 MPH	
<u>B. Collision History</u>		
Date Range Covered	12/3/2019 to 12/3/2022	(3 years)
Total Collisions	0	
Collision Rate (Acc/MVM)	0	
Expected Collision Rate	1.68	
<u>C. Traffic Factors</u>		
Average Daily Traffic	1584	
Length of Segment	1118'	
Lane Configuration	Single Lane Each Direction	
Street Classification	Collector	
<u>D. Conditions Not Readily Apparent</u>		
Conditions	See: Roadside Conditions on the Speed Zone Survey Map.	
Roadway Geometrics	Horizontal curves	
Comments	City park; Shared bike and pedestrian crossing; Bike lanes for portions of the roadway	
<u>E. Adjacent Land Use</u>		
	Residential; Open space	
Posted Speed Limit	30	
Speed Limit Change?	No	
Revised Speed Limit	30	
Approved and Authorized for release by City of Roseville Traffic Engineering Department:		
 _____		12-13-2023 Date
		Loc.#





Direction: A to B, NB

2/8/2023	> 15 - 20 MPH	> 20 - 25 MPH	> 25 - 30 MPH	> 30 - 35 MPH	> 35 - 40 MPH	> 40 - 45 MPH	> 45 - 50 MPH	> 50 - 55 MPH	> 55 - 60 MPH	> 60 - 65 MPH	> 65 - 70 MPH	> 70 MPH	Total
12:00 AM	0	0	0	0	2	0	0	0	0	0	0	0	2
1:00	0	0	0	0	1	0	0	0	0	0	0	0	1
2:00	0	0	0	0	2	0	0	0	0	0	0	0	2
3:00	0	0	0	0	0	0	0	0	0	0	0	0	0
4:00	0	0	0	0	0	0	0	0	0	0	0	0	0
5:00	0	0	0	1	1	0	0	0	0	0	0	0	2
6:00	0	1	0	3	3	0	0	0	0	0	0	0	7
7:00	1	1	2	8	5	4	0	0	0	0	0	0	21
8:00	0	0	6	11	20	6	0	0	0	0	0	0	43
9:00	0	0	5	21	16	6	0	0	0	0	0	0	48
10:00	0	0	2	13	20	4	0	0	0	0	0	0	39
11:00	0	0	1	14	18	5	1	0	0	0	0	0	39
12:00 PM	0	1	4	21	27	5	0	0	0	0	0	0	58
1:00	0	0	3	20	16	7	0	0	0	0	0	0	46
2:00	0	1	1	25	19	3	1	0	0	0	0	0	50
3:00	0	0	2	25	34	5	0	0	0	0	0	0	66
4:00	0	0	10	36	32	3	1	0	0	0	0	0	82
5:00	0	0	6	27	34	4	0	0	0	0	0	0	71
6:00	0	0	3	38	34	3	0	0	0	0	0	0	78
7:00	0	2	4	25	21	4	0	0	0	0	0	0	56
8:00	0	0	6	12	19	1	0	0	0	0	0	0	38
9:00	0	1	2	17	10	0	0	0	0	0	0	0	30
10:00	0	0	0	5	4	0	0	0	0	0	0	0	9
11:00	0	0	1	2	1	1	0	0	0	0	0	0	5
Total	1	7	58	324	339	61	3	0	0	0	0	0	793

Percentile	15th	50th	85th	95th
Speed	27	30	34	36
Mean Speed (Average)	30.0			
10 MPH Pace Speed	25-34			
Number in Pace	657			
Percent in Pace	82.8%			
Number > 45 MPH	0			
Percent > 45 MPH	0.0%			

Grand Total	1	7	58	324	339	61	3	0	0	0	0	0	793
-------------	---	---	----	-----	-----	----	---	---	---	---	---	---	-----

Stats	Percentile	15th	50th	85th	95th
	Speed	27	30	34	36
	Mean Speed (Average)	30.0			
	10 MPH Pace Speed	25-34			
	Number in Pace	657			
	Percent in Pace	82.8%			
	Number > 45 MPH	0			
	Percent > 45 MPH	0.0%			

311 Vernon Street
 Roseville, CA 95678
 (916) 7461300



File Name: Eastridge - Data

Direction: B to A, SB

2/8/2023	> 15 - 20 MPH	> 20 - 25 MPH	> 25 - 30 MPH	> 30 - 35 MPH	> 35 - 40 MPH	> 40 - 45 MPH	> 45 - 50 MPH	> 50 - 55 MPH	> 55 - 60 MPH	> 60 - 65 MPH	> 65 - 70 MPH	> 70 MPH	Total
12:00 AM	0	0	0	0	0	0	0	0	0	0	0	0	0
1:00	0	0	0	0	0	0	1	0	0	0	0	0	1
2:00	0	0	0	0	0	0	0	0	0	0	0	0	0
3:00	0	0	0	1	1	0	0	0	0	0	0	0	2
4:00	0	0	0	1	3	0	0	0	0	0	0	0	4
5:00	0	0	2	5	7	1	0	0	0	0	0	0	15
6:00	1	1	1	9	11	1	1	0	0	0	0	0	25
7:00	0	0	6	25	44	3	0	0	0	0	0	0	78
8:00	1	1	6	31	32	12	1	0	0	0	0	0	84
9:00	1	0	4	23	31	6	0	0	0	0	0	0	65
10:00	0	1	5	17	23	7	1	0	0	0	0	0	54
11:00	0	0	5	20	20	4	0	0	0	0	0	0	49
12:00 PM	0	1	5	11	21	3	0	0	0	0	0	0	41
1:00	0	0	9	14	21	7	0	0	0	0	0	0	51
2:00	0	3	3	14	25	4	0	0	0	0	0	0	49
3:00	1	1	2	15	27	4	0	0	0	0	0	0	50
4:00	0	0	6	16	20	4	0	0	0	0	0	0	46
5:00	1	1	8	21	33	5	0	0	0	0	0	0	69
6:00	0	0	3	21	22	3	0	0	0	0	0	0	49
7:00	0	0	2	9	14	0	0	0	0	0	0	0	25
8:00	0	1	0	10	6	0	0	0	0	0	0	0	17
9:00	0	0	0	4	8	0	0	0	0	0	0	0	12
10:00	0	0	1	2	1	0	0	0	0	0	0	0	4
11:00	0	0	0	1	0	0	0	0	0	0	0	0	1
Total	5	10	68	270	370	64	4	0	0	0	0	0	791

Percentile Speed	15th	50th	85th	95th
	26	31	34	36
Mean Speed (Average)	30.1			
10 MPH Pace Speed	25-34			
Number in Pace	634			
Percent in Pace	80.2%			
Number > 45 MPH	0			
Percent > 45 MPH	0.0%			

Grand Total	5	10	68	270	370	64	4	0	0	0	0	0	791
-------------	---	----	----	-----	-----	----	---	---	---	---	---	---	-----

Stats	Percentile	15th	50th	85th	95th
	Speed	26	31	34	36
Mean Speed (Average)	30.1				
10 MPH Pace Speed	25-34				
Number in Pace	634				
Percent in Pace	80.2%				
Number > 45 MPH	0				
Percent > 45 MPH	0.0%				



Direction: Combined

2/8/2023	> 15 - 20 MPH	> 20 - 25 MPH	> 25 - 30 MPH	> 30 - 35 MPH	> 35 - 40 MPH	> 40 - 45 MPH	> 45 - 50 MPH	> 50 - 55 MPH	> 55 - 60 MPH	> 60 - 65 MPH	> 65 - 70 MPH	> 70 MPH	Total
12:00 AM	0	0	0	0	2	0	0	0	0	0	0	0	2
1:00	0	0	0	0	1	0	1	0	0	0	0	0	2
2:00	0	0	0	0	2	0	0	0	0	0	0	0	2
3:00	0	0	0	1	1	0	0	0	0	0	0	0	2
4:00	0	0	0	1	3	0	0	0	0	0	0	0	4
5:00	0	0	2	6	8	1	0	0	0	0	0	0	17
6:00	1	2	1	12	14	1	1	0	0	0	0	0	32
7:00	1	1	8	33	49	7	0	0	0	0	0	0	99
8:00	1	1	12	42	52	18	1	0	0	0	0	0	127
9:00	1	0	9	44	47	12	0	0	0	0	0	0	113
10:00	0	1	7	30	43	11	1	0	0	0	0	0	93
11:00	0	0	6	34	38	9	1	0	0	0	0	0	88
12:00 PM	0	2	9	32	48	8	0	0	0	0	0	0	99
1:00	0	0	12	34	37	14	0	0	0	0	0	0	97
2:00	0	4	4	39	44	7	1	0	0	0	0	0	99
3:00	1	1	4	40	61	9	0	0	0	0	0	0	116
4:00	0	0	16	52	52	7	1	0	0	0	0	0	128
5:00	1	1	14	48	67	9	0	0	0	0	0	0	140
6:00	0	0	6	59	56	6	0	0	0	0	0	0	127
7:00	0	2	6	34	35	4	0	0	0	0	0	0	81
8:00	0	1	6	22	25	1	0	0	0	0	0	0	55
9:00	0	1	2	21	18	0	0	0	0	0	0	0	42
10:00	0	0	1	7	5	0	0	0	0	0	0	0	13
11:00	0	0	1	3	1	1	0	0	0	0	0	0	6
Total	6	17	126	594	709	125	7	0	0	0	0	0	1584

Percentile Speed	15th	50th	85th	95th
	26	30	34	36
Mean Speed (Average)	30.1			
10 MPH Pace Speed	25-34			
Number in Pace	1291			
Percent in Pace	81.5%			
Number > 45 MPH	0			
Percent > 45 MPH	0.0%			

Grand Total	6	17	126	594	709	125	7	0	0	0	0	0	1584
-------------	---	----	-----	-----	-----	-----	---	---	---	---	---	---	------

Stats	Percentile	15th	50th	85th	95th
	Speed	26	30	34	36
Mean Speed (Average)	30.1				
10 MPH Pace Speed	25-34				
Number in Pace	1291				
Percent in Pace	81.5%				
Number > 45 MPH	0				
Percent > 45 MPH	0.0%				

